

AWA
Facile regolazione automatica delle mole

Rock 11

Small in size only

The whole Rock series is designed and built with a structure capable of supporting intensive production loads even over 3 shifts and operating for many years while maintaining high reliability and low maintenance costs.

Rock 11 is proposed for those who work with high production rates. Thanks to the 11th spindle with the possibility of optional liquid cerium, it allows high productivity while maintaining an excellent level of quality.

The high-precision mechanics and the extensive use of cast iron, which guarantees the absence of vibrations, lead the Rock series to higher processing speeds than those of other machines on the market with the same number of spindles.

Rock 11 can perform, with specific tools, also the bevel up to 45 ° with a width up to 10mm.

Vantaggi



LONG LIFE
thanks to the sturdy and powerful structure in cast iron and thick steel



SILENT AND WITHOUT VIBRATIONS
for spindles mounted in cast iron boxes and separate motors



LOW MAINTENANCE COSTS
thanks to the patented Kevlar transport carriage and optimal protection from water and processing dust



EASY TO USE
thanks to the touch screen panel that quickly manages all the functions and settings of the machine, as well as tolerant with all types of grinding wheels



SPEED AND QUALITY OF PROCESSING
even after many years of use for all the construction features of this model

Technical features



High thickness

Cast iron and high thickness steel structure and components to guarantee sturdiness durability, minimum vibrations and thus high productivity, quality and silent operations.




Conveyors slide on rectified steel guides

The main conveyors slide on rectified steel guides automatically lubricated by a film of oil and adjustable. This system guarantees maximum precision and extended lifetime. Los transportadores principales se desplazan




Iron spindles

Fully cast iron spindles with separated motorization and belt drive transmission, coupled with the structure of the conveyor through solid cast iron boxes. This compact structure ensures minimum vibrations over the whole lifetime of the machine. Automatic adjustment of the front arris according to the glass thickness.



Conveyor in Kevlar

Conveyor pads made of a double patented material; the shell is made of highly mechanically resistant material, designed to grant structural rigidity. The part in contact with the guides is made of wear-resistant and longlasting Kevlar.



Coolant system

Coolant is applied via efficient water manifolds ensuring a precise and abundant supply of water on the bands of the grinding wheels. This system also allows easier cleaning operations and makes it easier to change the tools.



Numerical control

Numerical control with Touch Screen for the automatic adjustment of the removal, managed by a simple input of the operator. Precise visualization of the absorption of the spindles, management thickness of the processed glass sheets and processing speed, production statistics and diagnostics.

Optional

water tanks and filter for PVB

System with two 700-liter tanks to ensure good cooling with high-flow delivery pump and flow regulators for each spindle. Tubs in non-deformable and easy-to-clean polymeric material. Possibility of additional filter for intensive processing of laminated glass. Here they come




extended racks

Various dimensions of conveyors both in length and in height for processing large glass sheets



device for processing polygonal pieces

Practical device that allows the processing of polygonal geometries with angles up to 45 °. With this device the sheets are guided during all the loading, processing and unloading phases



independent entrance conveyor motorization

An ergonomic pedal control allows you to stop and start the entrance to facilitate the loading phase of large or heavy slabs in total safety and without slowing down production



very small parts kit

Possibility of grinding very small pieces, up to 25mm in height, thanks to the optional loading device. The loaders can

also be supplied for machines already installed



washing machine on outlet conveyor LV 322-40.

The washer dryer that can be mounted directly on the grinder outlet. Made entirely of stainless steel, it is fully automatic in its adjustment from 3 to 40mm thick



Dati tecnici

Model	Dim. mm	N° wheels	Weight kg	KW	H min mm	Thickness mm	Speed m/min	Max Weight kg/m	Chamfer mm
Rock 11	8089 x 2340 x 1450	11	3500	25	50	3-40	0,5-5	250	10