

Tornado easy



Tornado Easy

Tornado Easy is the entry-level version of the series Tornado, for production contexts which do not request particularly high performances or boosted automation: a strong construction with a wide use of stainless steel ensures a long-lasting reliability; the fans under the structure ensure a constant flow of clean air for drying.

Vantaggi



COMBINES PERFORMANCE AND PRICE



LONG LIFE
designed to last for many years




SIMPLE
to use



LOW ENERGY CONSUMPTION AND NOISE

Technical features




Transmission with conical gears

Transmission with conical gears in reinforced PA6, driven by a shaft in stainless steel, maintenance free. Shaft covered up to the hub.




Rollers

Rectified, vulcanized and ridged rollers with stainless steel shaft.



Thickness

Tornado HP is equipped with a powerful PLC with touch screen allowing the management of numerous advanced functions, for glass sheets with thickness up to 38 mm. Thanks to the high level of automation and flexibility, there are no limits for integration into all existing production lines.




Armadio elettrico

Armadio elettrico con pannello di comando integrato separato dalla macchina e posizionabile a seconda delle esigenze del cliente.



Optional

Soft or high density brushes according to the processing needs



Complete transmission and protective casing of the inlet module and washing area in AISI 304 stainless steel.



Il modulo addizionale di prelavaggio con spazzole è completo di spazzola superiore ed inferiore, vasca e pompa, ventilatore e lama d'aria superiore. Particolarmente indicato in caso di vetri molto sporchi che necessitano un prelavaggio aggressivo.

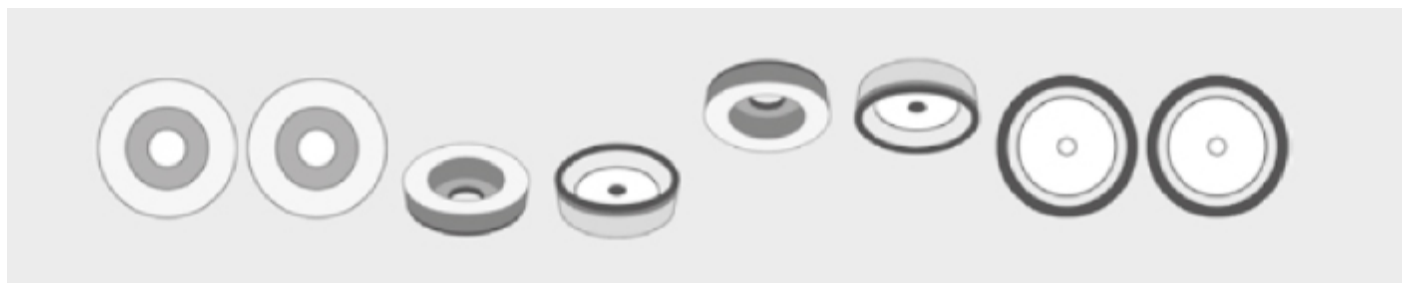


Possibility of heating the water and maintaining the temperature up to 60 °, with resistances, thermostats and resistance protection sensors in the event of a drop in the water level. Extremely compact removable stainless steel tank for minimum bulk and easy maintenance.





Disposizione utensili



Dati tecnici

Model	Dim. mm	KW	Min. glass dimension mm	Max. glass dimension mm	Glass thickness mm	Speed m/min
Tornado Easy 1300	3800 x 1300 x 2500	9.5	150 x 300	1300	3-12/3-20	1-7
Tornado Easy 1600	3800 x 1300 x 2800	11.1	150 x 300	1600	3-12/3-20	1-7
Tornado Easy 2000	7300 x 1350 x 3200	17	240 x 350	2000	3-12/3-20	1-7
Tornado Easy 2300	7300 x 1350 x 3500	20.4	240 x 350	2300	3-12/3-20	1-7
Tornado Easy 2600	7300 x 1350 x 3500	24	240 x 350	2600	3-12/3-20	1-7

Tornado Easy



Neptun srl

Via Mazzini, 63 E/F - 22070 Rovello Porro (Co) Italia
Tel.+39 02 96 979 011 - Fax +39 02 96 754 375